

2016

**YMF**  
YAMAHA MOTOR FINANCE**AUSTRALIAN SUPERBIKE CHAMPIONSHIP****Sydney Motorsports Park**

PRESENTED BY

**Round 3**  
**April 16 & 17****SUPERBIKE**  
**Race 1**Date: 17/04/16  
Event: R09  
Weather: Fine & cloudy - 22.5C  
Track: Dry - Temp: 27.2CStarted at: 12:33:23  
Laps: 12  
Starters: 26  
Printed at: 12:57**PROVISIONAL CLASSIFICATION**

Pos	No	Gr	Name	Machine	Laps	Race Time	Behind	Fastest Lap	On Lap	Top Speed
1	47	A	Wayne MAXWELL (VIC) / Yamaha Racing Team / Yamaha Motor Australia	Yamaha YZF-R1	12	18:12.260		1:30.474	9	293
2	14	A	Glenn ALLERTON (NSW) / Yamaha Racing Team / Yamaha Motor Australia	Yamaha YZF-R1	12	18:12.479	.219	1:30.366	2	300
3	1	A	Mike JONES (QLD) / Ducati Australia / Motul / Pirelli / QBE / Australian Outdoor Living	Ducati Panigale	12	18:19.117	6.857	1:30.643	5	301
4	65	A	Cru HALLIDAY (VIC) / Yamaha Racing Team / Yamaha Motor Australia	Yamaha YZF-R1	12	18:19.199	6.939	1:30.767	7	303
5	17	A	Troy HERFOSS (NSW) / Crankt Protein Honda Racing / Motul	Honda CBR SP	12	18:26.229	13.969	1:31.063	5	293
6	27	A	Jamie STAUFFER (NSW) / Crankt Protein Honda Racing / Motul	Honda CBR SP	12	18:27.643	15.383	1:31.268	2	293
7	25	A	Daniel FALZON (SA) / JD Racing / Caterpillar/ Mainline Dyno/ YRT	Yamaha YZF-R1	12	18:28.763	16.503	1:31.344	4	302
8	12	A	Matt WALTERS (NSW) / Kawasaki Connection / Kawa. Motors Fin. / Repsol/Rover Coaches	Kawasaki ZX10R	12	18:29.690	17.430	1:31.002	2	302
9	16	A	Michael BLAIR (NSW) / Yamaha / YRD / Ipone / Campbell Home Hardware & Bldg Supp.	Yamaha YZF-R1	12	18:30.600	18.340	1:31.636	4	301
10	51	A	Brayden ELLIOTT (NSW) / Knobby Underwear / Royan Truck & Trailer Repairs / ASM Aust.	Suzuki GSX-R	12	18:30.821	18.561	1:31.540	3	299
11	60	A	Ben BURKE (NSW) / SA Kawasaki BC performance / Kawasaki Aust. / Kawa. Motors Fin.	Kawasaki ZX10R	12	18:53.453	41.193	1:31.968	8	309
12	46	A	Simon GALLOWAY (NSW) / Chris Watson M-cycles / Bodywise Smash Repairs	Yamaha YZF-R1	12	18:57.050	44.790	1:33.858	2	291
13	3	A	Ryan HAMPTON (NZ) / Next Gen Motorsports / Hampton M-cycles / Nitron Susp. / Pirelli	Suzuki GSX-R	12	19:02.262	50.002	1:33.969	12	293
14	96	A	Mathew HARDING (NSW) / K & R Hydraulics / Kawasaki Connection	Kawasaki ZX10R	12	19:03.664	51.404	1:33.925	10	297
15	33	A	Sloan FROST (NZ) / Next Gen Motorsports	Suzuki GSX-R	12	19:03.836	51.576	1:33.369	3	297
16	36	C	Carlos RENDON (NSW)	Kawasaki ZX10R	12	19:18.320	1:06.060	1:35.340	3	293
17	77	A	Adam SENIOR (WA) / Boreclean / Steve's M-cycles / Consent2Go / Silkolene	Yamaha YZF-R1	12	19:21.095	1:08.835	1:35.354	2	287
18	48	A	Paul DUTTON (NSW) / Ultra Spray	Yamaha YZF-R1	12	19:28.541	1:16.281	1:35.035	2	291
19	21	C	Heath GRIFFIN (NSW)	Ducati Panigale	12	19:33.239	1:20.979	1:36.446	12	284

Chief Time Keeper - Scott Laing

Clerk of Course - Tom Williams




Computime Race Timing Systems Pty Ltd © 1996

Licensed to Computime Race Timing Systems

[www.computime.com.au](http://www.computime.com.au)**COMPUTIME RACE TIMING SYSTEMS PTY LTD**

9 Timber Lane, Glen Waverley, Vic 3150. Ph : 0418 17 13 17

E-mail : [scott@computime.com.au](mailto:scott@computime.com.au)

# 2016 **YMF** AUSTRALIAN SUPERBIKE CHAMPIONSHIP

YAMAHA MOTOR FINANCE

Sydney Motorsports Park

PRESENTED BY



**Round 3**  
**April 16 & 17**



## SUPERBIKE Race 1

Started at: 12:33:23  
Laps: 12  
Starters: 26  
Printed at: 12:57

Date: 17/04/16  
Event: R09  
Weather: Fine & cloudy - 22.5C  
Track: Dry - Temp: 27.2C

### PROVISIONAL CLASSIFICATION

Pos	No	Gr	Name	Machine	Laps	Race Time	Behind	Fastest Lap	On Lap	Top Speed
20	78	B	Nathan SPITERI (VIC) / Livson TBR Racing / Konnect / Volcanic Creative / Workwearhub	Honda CBR RR	12	19:35.090	1:22.830	1:36.732	7	274
21	73	B	Tony KEOGH (WA) / Trakdayz / Chain Reaction M-cycles / ProBolt / SC Project	Kawasaki ZX10R	11	18:23.287	1 Lap	1:39.172	2	279
22	15	B	Nick MARSH (NSW) / Superbike Source Racing / Bridgestone / Annitori Quickshifters	Aprilia RSV4	11	18:27.790	1 Lap	1:39.201	5	279
DNF	23	B	Peter BERRY (VIC) / Livson TBR / Volcanic Creative / Workwearhub / Repsol / DM Racing	Kawasaki ZX10R	10	17:08.160	2 Laps	1:37.434	7	282
DNF	22	A	Trent GIBSON (VIC)	Yamaha YZF-R1	5	7:56.189	7 Laps	1:33.287	4	295
DNF	71	B	Joel BEARD (NSW)	Kawasaki ZX10R	1	1:43.890	11 Laps	1:43.890	1	284
DNF	88	B	Brendan SCHMIDT (VIC) / Peter Stevens / Newturf Aust Pty Ltd / Fat Bobs Bar & Grill	Kawasaki ZX10R	1	1:44.642	11 Laps	1:44.642	1	278


Fastest Lap was 1:30.366 by Glenn ALLERTON (NSW)

New race lap record for SBK class - Previous: 1:30.445 by Robert BUGDEN (QLD) on a Suzuki GSX-R set on 03/08/13

\*\*\* Rider 48 (Paul DUTTON (NSW)) - 10 second penalty imposed by Clerk of Course for jumped start \*\*\*

The results are provisional until the end of the time limit for protests and appeals.

  
Chief Time Keeper - Scott Laing

  
Clerk of Course - Tom Williams



Computime Race Timing Systems Pty Ltd © 1996

Licensed to Computime Race Timing Systems

[www.computime.com.au](http://www.computime.com.au)

**COMPUTIME RACE TIMING SYSTEMS PTY LTD**

9 Timber Lane, Glen Waverley, Vic 3150. Ph : 0418 17 13 17

E-mail : [scott@computime.com.au](mailto:scott@computime.com.au)



2016

**YMF**  
YAMAHA MOTOR FINANCE**AUSTRALIAN SUPERBIKE CHAMPIONSHIP**

PRESENTED BY

**Sydney Motorsports Park****Round 3**  
**April 16 & 17****SUPERBIKE**  
**Race 1**Date: 17/04/16  
Event: R09  
Weather: Fine & cloudy - 22.5C  
Track: Dry - Temp: 27.2CStarted at: 12:33:23  
Laps: 12  
Starters: 26  
Printed at: 12:57**PROVISIONAL LAP TIMES**

No	Name	Lap 1	Lap 2	Lap 3	Lap 4	Lap 5	Lap 6	Lap 7	Lap 8	Lap 9	Lap 10	Lap 11	Lap 12
1	Mike JONES (QLD)	1:37.256	1:30.854	1:30.906	1:30.969	<b>1:30.643</b>	1:30.842	1:30.858	1:31.215	1:31.083	1:31.114	1:31.294	1:32.083
3	Ryan HAMPTON (NZ)	1:41.161	1:35.098	1:34.075	1:34.479	1:35.087	1:34.590	1:34.359	1:34.811	1:35.171	1:34.974	1:34.488	<b>1:33.969</b>
12	Matt WALTERS (NSW)	1:36.662	<b>1:31.002</b>	1:31.602	1:31.293	1:31.736	1:31.753	1:31.988	1:32.362	1:32.793	1:32.405	1:33.315	1:32.779
14	Glenn ALLERTON (NSW)	1:36.061	<b>1:30.366</b>	1:30.651	1:30.494	1:30.686	1:30.624	1:30.580	1:30.507	1:30.548	1:30.617	1:30.846	1:30.499
15	Nick MARSH (NSW)	1:46.356	1:39.867	1:39.518	1:39.899	<b>1:39.201</b>	1:40.277	1:39.825	1:39.379	1:39.550	1:41.308	1:42.610	
16	Michael BLAIR (NSW)	1:38.572	1:31.900	1:31.795	<b>1:31.636</b>	1:31.795	1:32.185	1:32.217	1:31.960	1:32.032	1:32.089	1:32.337	1:32.082
17	Troy HERFOSS (NSW)	1:36.977	1:31.138	1:31.533	1:31.264	<b>1:31.063</b>	1:31.176	1:31.248	1:31.563	1:31.649	1:32.116	1:32.731	1:33.771
21	Heath GRIFFIN (NSW)	1:45.482	1:36.951	1:37.411	1:37.465	1:36.642	1:37.201	1:37.529	1:36.958	1:36.707	1:37.106	1:37.341	<b>1:36.446</b>
22	Trent GIBSON (VIC)	1:41.827	1:33.998	1:33.439	<b>1:33.287</b>	1:33.638							
23	Peter BERRY (VIC)	1:46.621	1:37.990	1:37.959	1:37.605	1:37.635	1:37.735	<b>1:37.434</b>	1:37.989	1:37.566	2:19.626		
25	Daniel FALZON (SA)	1:37.686	1:31.574	1:31.442	<b>1:31.344</b>	1:31.649	1:31.495	1:32.031	1:31.770	1:32.408	1:32.388	1:32.888	1:32.088
27	Jamie STAUFFER (NSW)	1:37.480	<b>1:31.268</b>	1:31.596	1:31.573	1:31.445	1:31.550	1:31.539	1:32.049	1:31.961	1:31.974	1:32.183	1:33.025
33	Sloan FROST (NZ)	1:41.219	1:33.734	<b>1:33.369</b>	1:33.746	1:34.043	1:42.682	1:34.128	1:33.663	1:33.730	1:34.112	1:34.657	1:34.753
36	Carlos RENDON (NSW)	1:43.130	1:35.346	<b>1:35.340</b>	1:35.454	1:35.369	1:35.653	1:36.475	1:35.969	1:36.405	1:36.725	1:36.270	1:36.184
46	Simon GALLOWAY (NSW)	1:40.107	<b>1:33.858</b>	1:33.875	1:34.074	1:33.887	1:34.276	1:34.169	1:34.537	1:34.371	1:34.699	1:34.773	1:34.424
47	Wayne MAXWELL (VIC)	1:35.707	1:30.584	1:30.587	1:30.597	1:30.656	1:30.536	1:30.551	1:30.560	<b>1:30.474</b>	1:30.677	1:30.689	1:30.642
48	Paul DUTTON (NSW)	1:42.928	<b>1:35.035</b>	1:35.388	1:35.578	1:35.452	1:36.438	1:35.993	1:36.204	1:36.402	1:36.705	1:36.328	1:36.090
51	Brayden ELLIOTT (NSW)	1:38.020	1:31.767	<b>1:31.540</b>	1:32.030	1:32.007	1:32.159	1:32.197	1:32.463	1:32.087	1:32.231	1:32.108	1:32.212
60	Ben BURKE (NSW)	1:41.507	1:33.068	1:33.306	1:32.897	1:32.144	1:32.325	1:32.324	<b>1:31.968</b>	1:34.362	1:35.335	1:36.405	1:37.812
65	Cru HALLIDAY (VIC)	1:37.010	1:30.995	1:30.893	1:30.962	1:31.399	1:30.823	<b>1:30.767</b>	1:30.912	1:31.274	1:30.872	1:31.634	1:31.658
71	Joel BEARD (NSW)	<b>1:43.890</b>											
73	Tony KEOGH (WA)	1:47.601	<b>1:39.172</b>	1:39.442	1:39.527	1:39.616	1:39.963	1:39.881	1:39.307	1:39.421	1:39.783	1:39.574	
77	Adam SENIOR (WA)	1:43.411	<b>1:35.354</b>	1:36.016	1:36.349	1:35.938	1:36.844	1:36.782	1:36.243	1:36.273	1:36.164	1:35.908	1:35.813
78	Nathan SPITERI (VIC)	1:44.758	1:37.367	1:37.552	1:37.619	1:37.525	1:38.001	<b>1:36.732</b>	1:36.841	1:36.996	1:37.065	1:37.071	1:37.563
88	Brendan SCHMIDT (VIC)	<b>1:44.642</b>											
96	Mathew HARDING (NSW)	1:41.453	1:35.139	1:34.164	1:34.176	1:35.270	1:34.537	1:34.736	1:34.330	1:36.359	<b>1:33.925</b>	1:34.804	1:34.771

\*\*\* Rider 48 (Paul DUTTON (NSW)) - 10 second penalty imposed by Clerk of Course for jumped start \*\*\*

The results are provisional until the end of the time limit for protests and appeals.

Chief Time Keeper - Scott Laing


Clerk of Course - Tom Williams

Computime Race Timing Systems Pty Ltd © 1996

Licensed to Computime Race Timing Systems

[www.computime.com.au](http://www.computime.com.au)**COMPUTIME RACE TIMING SYSTEMS PTY LTD**

9 Timber Lane, Glen Waverley, Vic 3150. Ph : 0418 17 13 17

E-mail : [scott@computime.com.au](mailto:scott@computime.com.au)

2016



**YMF**  
YAMAHA MOTOR FINANCE

**AUSTRALIAN SUPERBIKE CHAMPIONSHIP**

PRESENTED BY

**Sydney Motorsports Park**



**Round 3**  
**April 16 & 17**



**SUPERBIKE**  
**Race 1**

Started at: **12:33:23**  
Laps: **12**  
Starters: **26**  
Printed at: **12:57**

Date: **17/04/16**  
Event: **R09**  
Weather: **Fine & cloudy - 22.5C**  
Track: **Dry - Temp: 27.2C**

**PROVISIONAL SPLIT TIMES**

Lap	Split 1	Split 2	Split 3	Lap Time	Spd	Lap	Split 1	Split 2	Split 3	Lap Time	Spd
<b>1 Mike JONES (QLD) (3rd)</b>						2	27.722	<b>38.531</b>	24.113	<b>1:30.366</b>	296
1	33.733	39.165	24.358	1:37.256	101	3	27.836	38.718	24.097	1:30.651	300
2	<b>27.876</b>	38.842	24.136	1:30.854	295	4	27.753	38.607	24.134	1:30.494	297
3	27.895	38.849	24.162	1:30.906	297	5	27.841	38.722	24.123	1:30.686	296
4	27.932	38.730	24.307	1:30.969	301	6	27.766	38.660	24.198	1:30.624	298
5	27.955	<b>38.599</b>	<b>24.089</b>	<b>1:30.643</b>	300	7	27.884	38.618	<b>24.078</b>	1:30.580	297
6	27.908	38.717	24.217	1:30.842	299	8	27.789	38.638	24.080	1:30.507	297
7	27.988	38.733	24.137	1:30.858	296	9	27.662	38.729	24.157	1:30.548	298
8	28.039	38.896	24.280	1:31.215	298	10	27.756	38.690	24.171	1:30.617	296
9	28.000	38.829	24.254	1:31.083	297	11	27.685	38.991	24.170	1:30.846	297
10	28.048	38.756	24.310	1:31.114	295	12	<b>27.660</b>	38.620	24.219	1:30.499	295
11	28.183	38.877	24.234	1:31.294	295	<b>15 Nick MARSH (NSW) (22th)</b>					
12	28.513	39.224	24.346	1:32.083	296	1	37.856	42.755	<b>25.745</b>	1:46.356	160
<b>3 Ryan HAMPTON (NZ) (13th)</b>						2	30.804	43.016	26.047	1:39.867	275
1	35.297	40.736	25.128	1:41.161	144	3	30.679	42.961	25.878	1:39.518	279
2	29.678	40.459	24.961	1:35.098	288	4	30.913	42.802	26.184	1:39.899	279
3	<b>28.881</b>	40.342	24.852	1:34.075	293	5	30.959	<b>42.435</b>	25.807	<b>1:39.201</b>	278
4	29.068	40.225	25.186	1:34.479	291	6	31.436	42.783	26.058	1:40.277	279
5	29.308	40.525	25.254	1:35.087	288	7	31.046	42.697	26.082	1:39.825	274
6	29.147	40.369	25.074	1:34.590	288	8	<b>30.657</b>	42.518	26.204	1:39.379	276
7	29.434	<b>39.987</b>	24.938	1:34.359	284	9	30.930	42.597	26.023	1:39.550	278
8	29.278	40.351	25.182	1:34.811	287	10	30.945	43.895	26.468	1:41.308	278
9	29.777	40.277	25.117	1:35.171	287	11	32.037	43.117	27.456	1:42.610	275
10	29.404	40.435	25.135	1:34.974	287	<b>16 Michael BLAIR (NSW) (9th)</b>					
11	29.285	40.172	25.031	1:34.488	287	1	34.571	39.506	24.495	1:38.572	124
12	29.086	40.054	<b>24.829</b>	<b>1:33.969</b>	288	2	28.128	39.252	24.520	1:31.900	301
<b>12 Matt WALTERS (NSW) (8th)</b>						3	28.213	39.094	24.488	1:31.795	301
1	33.003	39.435	24.224	1:36.662	121	4	<b>28.050</b>	<b>38.992</b>	24.594	<b>1:31.636</b>	300
2	<b>27.837</b>	<b>38.940</b>	24.225	<b>1:31.002</b>	299	5	28.251	39.064	<b>24.480</b>	1:31.795	298
3	28.049	39.395	<b>24.158</b>	1:31.602	297	6	28.171	39.259	24.755	1:32.185	301
4	28.023	39.006	24.264	1:31.293	302	7	28.346	39.253	24.618	1:32.217	299
5	28.367	39.141	24.228	1:31.736	298	8	28.119	39.191	24.650	1:31.960	300
6	28.096	39.158	24.499	1:31.753	300	9	28.071	39.281	24.680	1:32.032	298
7	28.398	39.182	24.408	1:31.988	296	10	28.280	39.152	24.657	1:32.089	297
8	28.350	39.494	24.518	1:32.362	295	11	28.162	39.463	24.712	1:32.337	297
9	28.582	39.646	24.565	1:32.793	296	12	28.176	39.264	24.642	1:32.082	298
10	28.461	39.468	24.476	1:32.405	295	<b>17 Troy HERFOSS (NSW) (5th)</b>					
11	28.374	40.376	24.565	1:33.315	295	1	33.351	39.209	24.417	1:36.977	106
12	28.518	39.685	24.576	1:32.779	294	2	27.894	38.887	<b>24.357</b>	1:31.138	292
<b>14 Glenn ALLERTON (NSW) (2nd)</b>						3	27.983	39.182	24.368	1:31.533	289
1	33.111	38.858	24.092	1:36.061	94	4	27.827	39.000	24.437	1:31.264	293

*Scott Laing*  
Chief Time Keeper - Scott Laing

*Tom Williams*  
Clerk of Course - Tom Williams



Computime Race Timing Systems Pty Ltd © 1996

Licensed to Computime Race Timing Systems

[www.computime.com.au](http://www.computime.com.au)

**COMPUTIME RACE TIMING SYSTEMS PTY LTD**

9 Timber Lane, Glen Waverley, Vic 3150. Ph : 0418 17 13 17

E-mail : [scott@computime.com.au](mailto:scott@computime.com.au)



2016



**YMF**  
YAMAHA MOTOR FINANCE

**AUSTRALIAN SUPERBIKE CHAMPIONSHIP**

PRESENTED BY

**Sydney Motorsports Park**



**Round 3**  
**April 16 & 17**



**SUPERBIKE**  
**Race 1**

Date: 17/04/16  
Event: R09  
Weather: Fine & cloudy - 22.5C  
Track: Dry - Temp: 27.2C

Started at: 12:33:23  
Laps: 12  
Starters: 26  
Printed at: 12:57

**PROVISIONAL SPLIT TIMES**

Lap	Split 1	Split 2	Split 3	Lap Time	Spd	Lap	Split 1	Split 2	Split 3	Lap Time	Spd
5	27.850	<b>38.778</b>	24.435	<b>1:31.063</b>	291	2	28.254	39.051	24.269	1:31.574	302
6	<b>27.791</b>	38.801	24.584	1:31.176	290	3	28.027	39.114	24.301	1:31.442	300
7	27.968	38.799	24.481	1:31.248	288	4	<b>28.017</b>	39.002	24.325	<b>1:31.344</b>	300
8	27.961	39.057	24.545	1:31.563	289	5	28.246	39.014	24.389	1:31.649	301
9	28.035	39.001	24.613	1:31.649	287	6	28.125	<b>39.000</b>	24.370	1:31.495	299
10	28.222	39.132	24.762	1:32.116	286	7	28.228	39.231	24.572	1:32.031	299
11	28.356	39.559	24.816	1:32.731	286	8	28.131	39.122	24.517	1:31.770	297
12	28.608	39.904	25.259	1:33.771	285	9	28.367	39.410	24.631	1:32.408	296
						10	28.452	39.341	24.595	1:32.388	300
						11	28.375	39.984	24.529	1:32.888	297
						12	28.201	39.371	24.516	1:32.088	292
<b>21 Heath GRIFFIN (NSW) (19th)</b>						<b>27 Jamie STAUFFER (NSW) (6th)</b>					
1	37.975	41.900	<b>25.607</b>	1:45.482	143	1	34.090	39.135	<b>24.255</b>	1:37.480	121
2	<b>29.383</b>	41.787	25.781	1:36.951	284	2	<b>27.972</b>	<b>38.917</b>	24.379	<b>1:31.268</b>	292
3	29.879	41.553	25.979	1:37.411	278	3	27.985	39.122	24.489	1:31.596	291
4	30.038	41.525	25.902	1:37.465	267	4	28.087	38.991	24.495	1:31.573	291
5	29.888	<b>41.003</b>	25.751	1:36.642	278	5	27.983	39.026	24.436	1:31.445	288
6	29.862	41.376	25.963	1:37.201	281	6	28.066	38.989	24.495	1:31.550	289
7	30.111	41.301	26.117	1:37.529	280	7	28.144	39.021	24.374	1:31.539	288
8	29.838	41.377	25.743	1:36.958	275	8	28.077	39.498	24.474	1:32.049	291
9	29.752	41.131	25.824	1:36.707	280	9	28.231	39.139	24.591	1:31.961	293
10	30.028	41.258	25.820	1:37.106	278	10	28.210	39.145	24.619	1:31.974	286
11	29.898	41.320	26.123	1:37.341	277	11	28.223	39.361	24.599	1:32.183	285
12	29.758	41.024	25.664	<b>1:36.446</b>	279	12	28.370	39.637	25.018	1:33.025	287
<b>22 Trent GIBSON (VIC) (DNF)</b>						<b>33 Sloan FROST (NZ) (15th)</b>					
1	36.123	40.829	24.875	1:41.827	135	1	35.525	40.569	25.125	1:41.219	131
2	29.078	40.022	24.898	1:33.998	295	2	29.034	40.002	<b>24.698</b>	1:33.734	296
3	28.645	<b>39.801</b>	24.993	1:33.439	289	3	<b>28.743</b>	39.842	24.784	<b>1:33.369</b>	297
4	<b>28.535</b>	39.828	24.924	<b>1:33.287</b>	287	4	28.755	40.043	24.948	1:33.746	295
5	28.735	40.082	<b>24.821</b>	1:33.638	286	5	28.899	40.034	25.110	1:34.043	289
<b>23 Peter BERRY (VIC) (DNF)</b>						<b>36 Carlos RENDON (NSW) (16th)</b>					
1	38.051	42.616	25.954	1:46.621	129	1	36.587	41.194	25.349	1:43.130	149
2	30.494	41.594	25.902	1:37.990	278	2	29.418	<b>40.650</b>	25.278	1:35.346	293
3	30.172	41.829	25.958	1:37.959	280	3	<b>29.032</b>	41.060	25.248	<b>1:35.340</b>	293
4	30.234	41.491	25.880	1:37.605	279						
5	30.355	41.477	25.803	1:37.635	277						
6	30.416	41.578	<b>25.741</b>	1:37.735	280						
7	<b>30.120</b>	41.407	25.907	<b>1:37.434</b>	282						
8	30.259	41.557	26.173	1:37.989	279						
9	30.410	<b>41.354</b>	25.802	1:37.566	274						
10	30.734	41.632	1:07.260	2:19.626 P	279						
<b>25 Daniel FALZON (SA) (7th)</b>											
1	33.920	39.512	<b>24.254</b>	1:37.686	115						

*Scott Laing*

Chief Time Keeper - Scott Laing

*Tom Williams*

Clerk of Course - Tom Williams



Computime Race Timing Systems Pty Ltd © 1996


Licensed to Computime Race Timing Systems

[www.computime.com.au](http://www.computime.com.au)

**COMPUTIME RACE TIMING SYSTEMS PTY LTD**

9 Timber Lane, Glen Waverley, Vic 3150. Ph : 0418 17 13 17

E-mail : [scott@computime.com.au](mailto:scott@computime.com.au)



2016



**YMF**  
YAMAHA MOTOR FINANCE

**AUSTRALIAN SUPERBIKE CHAMPIONSHIP**

PRESENTED BY

**Sydney Motorsports Park**



**Round 3**  
**April 16 & 17**



**SUPERBIKE**  
**Race 1**

Started at: **12:33:23**  
Laps: **12**  
Starters: **26**  
Printed at: **12:57**

Date: **17/04/16**  
Event: **R09**  
Weather: **Fine & cloudy - 22.5C**  
Track: **Dry - Temp: 27.2C**

**PROVISIONAL SPLIT TIMES**

Lap	Split 1	Split 2	Split 3	Lap Time	Spd	Lap	Split 1	Split 2	Split 3	Lap Time	Spd
4	29.343	40.862	25.249	1:35.454	291	6	29.934	40.912	25.592	1:36.438	288
5	29.359	40.819	<b>25.191</b>	1:35.369	290	7	29.560	40.853	25.580	1:35.993	288
6	29.393	40.738	25.522	1:35.653	293	8	29.488	41.113	25.603	1:36.204	283
7	29.868	41.012	25.595	1:36.475	285	9	29.394	41.171	25.837	1:36.402	283
8	29.357	40.965	25.647	1:35.969	291	10	29.576	41.360	25.769	1:36.705	287
9	29.387	41.306	25.712	1:36.405	286	11	29.427	40.860	26.041	1:36.328	286
10	29.806	41.322	25.597	1:36.725	285	12	29.389	40.990	25.711	1:36.090	286
11	29.380	41.139	25.751	1:36.270	286						
12	29.491	41.127	25.566	1:36.184	287						
<b>46 Simon GALLOWAY (NSW) (12th)</b>						<b>51 Brayden ELLIOTT (NSW) (10th)</b>					
1	34.949	40.224	24.934	1:40.107	133	1	34.327	39.453	<b>24.240</b>	1:38.020	133
2	28.700	40.286	<b>24.872</b>	<b>1:33.858</b>	291	2	<b>28.151</b>	39.316	24.300	1:31.767	299
3	28.929	<b>39.983</b>	24.963	1:33.875	290	3	28.171	<b>39.126</b>	24.243	<b>1:31.540</b>	298
4	28.936	40.171	24.967	1:34.074	289	4	28.247	39.249	24.534	1:32.030	298
5	<b>28.640</b>	40.117	25.130	1:33.887	289	5	28.198	39.197	24.612	1:32.007	295
6	28.893	40.205	25.178	1:34.276	289	6	28.266	39.316	24.577	1:32.159	295
7	28.962	40.177	25.030	1:34.169	289	7	28.445	39.263	24.489	1:32.197	293
8	28.978	40.449	25.110	1:34.537	287	8	28.348	39.468	24.647	1:32.463	292
9	28.877	40.353	25.141	1:34.371	286	9	28.324	39.362	24.401	1:32.087	294
10	28.944	40.542	25.213	1:34.699	285	10	28.408	39.273	24.550	1:32.231	298
11	29.099	40.512	25.162	1:34.773	286	11	28.317	39.350	24.441	1:32.108	297
12	28.938	40.289	25.197	1:34.424	284	12	28.279	39.408	24.525	1:32.212	287
<b>47 Wayne MAXWELL (VIC) (1st)</b>						<b>60 Ben BURKE (NSW) (11th)</b>					
1	32.851	38.607	24.249	1:35.707	90	1	36.351	40.360	24.796	1:41.507	168
2	27.774	38.647	24.163	1:30.584	292	2	28.942	39.684	<b>24.442</b>	1:33.068	309
3	27.766	38.710	<b>24.111</b>	1:30.587	293	3	28.413	40.117	24.776	1:33.306	302
4	27.792	38.588	24.217	1:30.597	293	4	28.439	39.723	24.735	1:32.897	303
5	27.780	38.743	24.133	1:30.656	292	5	<b>28.030</b>	39.359	24.755	1:32.144	295
6	27.704	38.633	24.199	1:30.536	293	6	28.228	39.368	24.729	1:32.325	297
7	27.900	<b>38.500</b>	24.151	1:30.551	292	7	28.383	39.258	24.683	1:32.324	297
8	27.793	38.590	24.177	1:30.560	293	8	28.235	<b>39.204</b>	24.529	<b>1:31.968</b>	298
9	<b>27.692</b>	38.606	24.176	<b>1:30.474</b>	293	9	29.064	39.986	25.312	1:34.362	296
10	27.800	38.599	24.278	1:30.677	293	10	29.163	39.931	26.241	1:35.335	286
11	27.719	38.857	24.113	1:30.689	293	11	29.327	40.686	26.392	1:36.405	263
12	27.774	38.606	24.262	1:30.642	293	12	29.758	41.034	27.020	1:37.812	261
<b>48 Paul DUTTON (NSW) (18th)</b>						<b>65 Cru HALLIDAY (VIC) (4th)</b>					
1	36.549	40.960	25.419	1:42.928	150	1	33.608	39.120	24.282	1:37.010	111
2	29.447	<b>40.352</b>	<b>25.236</b>	<b>1:35.035</b>	287	2	<b>27.670</b>	39.177	24.148	1:30.995	303
3	29.184	40.658	25.546	1:35.388	291	3	27.808	38.878	24.207	1:30.893	301
4	29.361	40.743	25.474	1:35.578	286	4	27.845	38.786	24.331	1:30.962	298
5	<b>29.151</b>	40.712	25.589	1:35.452	287	5	28.273	38.853	24.273	1:31.399	295
						6	27.771	38.756	24.296	1:30.823	298
						7	27.922	<b>38.751</b>	<b>24.094</b>	<b>1:30.767</b>	297

*Scott Laing*  
Chief Time Keeper - Scott Laing

*Tom Williams*  
Clerk of Course - Tom Williams



Computime Race Timing Systems Pty Ltd © 1996  
Licensed to Computime Race Timing Systems  
[www.computime.com.au](http://www.computime.com.au)

**COMPUTIME RACE TIMING SYSTEMS PTY LTD**  
9 Timber Lane, Glen Waverley, Vic 3150. Ph : 0418 17 13 17  
E-mail : [scott@computime.com.au](mailto:scott@computime.com.au)



2016



**AUSTRALIAN SUPERBIKE CHAMPIONSHIP**

PRESENTED BY

**Sydney Motorsports Park**



**Round 3**  
**April 16 & 17**



**SUPERBIKE**  
**Race 1**

Started at: **12:33:23**  
Laps: **12**  
Starters: **26**  
Printed at: **12:57**

Date: **17/04/16**  
Event: **R09**  
Weather: **Fine & cloudy - 22.5C**  
Track: **Dry - Temp: 27.2C**

**PROVISIONAL SPLIT TIMES**

Lap	Split 1	Split 2	Split 3	Lap Time	Spd	Lap	Split 1	Split 2	Split 3	Lap Time	Spd
8	27.892	38.842	24.178	1:30.912	299	12	29.552	40.794	25.467	1:35.813	282
9	27.934	38.823	24.517	1:31.274	302						
10	27.881	38.837	24.154	1:30.872	298						
11	28.140	39.238	24.256	1:31.634	302						
12	28.145	39.229	24.284	1:31.658	298						
<b>71 Joel BEARD (NSW) (DNF)</b>											
1	<b>36.766</b>	<b>41.669</b>	<b>25.455</b>	<b>1:43.890</b>	157						
<b>73 Tony KEOGH (WA) (21th)</b>											
1	38.667	42.817	26.117	1:47.601	146						
2	<b>30.480</b>	42.610	26.082	<b>1:39.172</b>	278						
3	30.590	43.017	25.835	1:39.442	279						
4	30.696	42.777	26.054	1:39.527	269						
5	31.123	42.698	25.795	1:39.616	252						
6	31.063	43.081	25.819	1:39.963	269						
7	31.028	42.585	26.268	1:39.881	274						
8	31.002	<b>42.405</b>	25.900	1:39.307	274						
9	30.909	42.760	<b>25.752</b>	1:39.421	270						
10	30.873	42.755	26.155	1:39.783	266						
11	30.735	42.649	26.190	1:39.574	274						
<b>77 Adam SENIOR (WA) (17th)</b>											
1	36.966	40.985	25.460	1:43.411	137						
2	<b>29.427</b>	<b>40.683</b>	25.244	<b>1:35.354</b>	285						
3	29.794	41.072	<b>25.150</b>	1:36.016	287						
4	29.615	41.242	25.492	1:36.349	286						
5	29.569	40.917	25.452	1:35.938	283						
6	30.058	41.269	25.517	1:36.844	281						
7	29.894	41.347	25.541	1:36.782	281						
8	29.940	40.958	25.345	1:36.243	279						
9	29.931	40.802	25.540	1:36.273	279						
10	29.693	40.774	25.697	1:36.164	281						
11	29.740	40.727	25.441	1:35.908	282						
<b>78 Nathan SPITERI (VIC) (20th)</b>											
1	37.606	41.586	<b>25.566</b>	1:44.758	151						
2	<b>29.539</b>	41.950	25.878	1:37.367	266						
3	29.601	41.972	25.979	1:37.552	274						
4	29.796	41.749	26.074	1:37.619	272						
5	30.220	41.419	25.886	1:37.525	266						
6	30.209	41.760	26.032	1:38.001	273						
7	29.718	<b>41.151</b>	25.863	<b>1:36.732</b>	269						
8	29.552	41.461	25.828	1:36.841	272						
9	29.601	41.295	26.100	1:36.996	274						
10	29.552	41.670	25.843	1:37.065	272						
11	29.750	41.433	25.888	1:37.071	274						
12	29.778	41.802	25.983	1:37.563	272						
<b>88 Brendan SCHMIDT (VIC) (DNF)</b>											
1	<b>37.172</b>	<b>41.574</b>	<b>25.896</b>	<b>1:44.642</b>	139						
<b>96 Mathew HARDING (NSW) (14th)</b>											
1	35.993	40.366	25.094	1:41.453	135						
2	29.845	40.227	25.067	1:35.139	297						
3	28.978	40.209	24.977	1:34.164	294						
4	28.989	40.248	24.939	1:34.176	295						
5	29.447	40.460	25.363	1:35.270	293						
6	29.385	40.072	25.080	1:34.537	293						
7	29.438	40.234	25.064	1:34.736	289						
8	<b>28.905</b>	40.476	24.949	1:34.330	293						
9	29.849	41.034	25.476	1:36.359	295						
10	29.065	<b>39.954</b>	<b>24.906</b>	<b>1:33.925</b>	291						
11	29.191	40.503	25.110	1:34.804	293						
12	29.086	40.526	25.159	1:34.771	294						

\*\*\* Rider 48 (Paul DUTTON (NSW)) - 10 second penalty imposed by Clerk of Course for jumped start \*\*\*

The results are provisional until the end of the time limit for protests and appeals.

*Scott Laing*  
Chief Time Keeper - Scott Laing

*Tom Williams*  
Clerk of Course - Tom Williams



Computime Race Timing Systems Pty Ltd © 1996

Licensed to Computime Race Timing Systems

[www.computime.com.au](http://www.computime.com.au)

**COMPUTIME RACE TIMING SYSTEMS PTY LTD**

9 Timber Lane, Glen Waverley, Vic 3150. Ph : 0418 17 13 17

E-mail : [scott@computime.com.au](mailto:scott@computime.com.au)





Sydney Motorsports Park



PRESENTED BY



**Round 3**  
**April 16 & 17**



**SUPERBIKE**  
**Race 1**

Started at: 12:33:23  
 Laps: 12  
 Starters: 26  
 Printed at: 12:57

Date: 17/04/16  
 Event: R09  
 Weather: Fine & cloudy - 22.5C  
 Track: Dry - Temp: 27.2C

**PROVISIONAL FASTEST LAPS SEQUENCE**

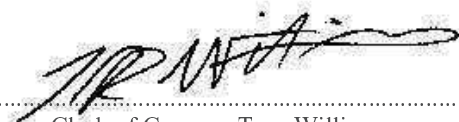
Lap	Race Pos	No	Name	Machine	Fastest Lap	On Lap
1	1	47	Wayne MAXWELL (VIC)	Yamaha YZF-R1	1:35.707	1
2	1	47	Wayne MAXWELL (VIC)	Yamaha YZF-R1	1:30.584	2
2	2	14	Glenn ALLERTON (NSW)	Yamaha YZF-R1	1:30.366	2

\*\*\* Rider 48 (Paul DUTTON (NSW)) - 10 second penalty imposed by Clerk of Course for jumped start \*\*\*

The results are provisional until the end of the time limit for protests and appeals.



Chief Time Keeper - Scott Laing



Clerk of Course - Tom Williams



Computime Race Timing Systems Pty Ltd © 1996  
 Licensed to Computime Race Timing Systems

[www.computime.com.au](http://www.computime.com.au)

**COMPUTIME RACE TIMING SYSTEMS PTY LTD**

9 Timber Lane, Glen Waverley, Vic 3150. Ph : 0418 17 13 17

E-mail : [scott@computime.com.au](mailto:scott@computime.com.au)





2016



YAMAHA MOTOR FINANCE

AUSTRALIAN SUPERBIKE CHAMPIONSHIP

Sydney Motorsports Park



PRESENTED BY



Round 3
April 16 & 17



SUPERBIKE
Race 1

Started at: 12:33:23
Laps: 12
Starters: 26
Printed at: 12:57

Date: 17/04/16
Event: R09
Weather: Fine & cloudy - 22.5C
Track: Dry - Temp: 27.2C

PROVISIONAL LAP SHEET

Table with columns: No, Lap Time, Gap. Rows are organized by lap (Lap 1 to Lap 7) and rider number.

Handwritten signature of Scott Laing

Chief Time Keeper - Scott Laing

Handwritten signature of Tom Williams

Clerk of Course - Tom Williams



Computime Race Timing Systems Pty Ltd © 1996
Licensed to Computime Race Timing Systems
www.computime.com.au

COMPUTIME RACE TIMING SYSTEMS PTY LTD
9 Timber Lane, Glen Waverley, Vic 3150. Ph : 0418 17 13 17
E-mail : scott@computime.com.au



2016



**YMF**  
YAMAHA MOTOR FINANCE

**AUSTRALIAN SUPERBIKE CHAMPIONSHIP**

PRESENTED BY

**Sydney Motorsports Park**



**Round 3**  
**April 16 & 17**



**SUPERBIKE**  
**Race 1**

Started at: **12:33:23**  
Laps: **12**  
Starters: **26**  
Printed at: **12:57**

Date: **17/04/16**  
Event: **R09**  
Weather: **Fine & cloudy - 22.5C**  
Track: **Dry - Temp: 27.2C**

**PROVISIONAL LAP SHEET**

No	Lap Time	Gap	No	Lap Time	Gap	No	Lap Time	Gap	No	Lap Time	Gap
48	1:35.993	37.594	14	1:30.548	.265	46	1:34.699	36.924	<b>Lap 12</b>		
77	1:36.782	41.476	1	1:31.083	4.374	3	1:34.974	42.876	47	1:30.642	
21	1:37.529	49.463	65	1:31.274	4.783	96	1:33.925	43.160	14	1:30.499	.219
78	1:36.732	50.336	17	1:31.649	7.359	33	1:34.112	43.497	1	1:32.083	6.857
23	1:37.434	53.761	27	1:31.961	10.209	36	1:36.725	54.937	65	1:31.658	6.939
15	1:39.825	1:05.725	12	1:32.793	10.939	48	1:36.705	55.194	73	1:39.574	1 lap
73	1:39.881	1:05.984	25	1:32.408	11.147	77	1:36.164	58.445	17	1:33.771	13.969
<b>Lap 8</b>			16	1:32.032	13.840	21	1:37.106	1:08.523	27	1:33.025	15.383
47	1:30.560		51	1:32.087	14.018	78	1:37.065	1:09.527	15	1:42.610	1 lap
14	1:30.507	.191	60	1:34.362	23.649	<b>Lap 11</b>			25	1:32.088	16.503
1	1:31.215	3.765	46	1:34.371	32.902	47	1:30.689		12	1:32.779	17.430
65	1:30.912	3.983	3	1:35.171	38.579	14	1:30.846	.362	16	1:32.082	18.340
17	1:31.563	6.184	96	1:36.359	39.912	73	1:39.783	1 lap	51	1:32.212	18.561
12	1:32.362	8.620	33	1:33.730	40.062	15	1:41.308	1 lap	60	1:37.812	41.193
27	1:32.049	8.722	36	1:36.405	48.889	1	1:31.294	5.416	46	1:34.424	44.790
25	1:31.770	9.213	48	1:36.402	49.166	65	1:31.634	5.923	3	1:33.969	50.002
16	1:31.960	12.282	77	1:36.273	52.958	17	1:32.731	10.840	96	1:34.771	51.404
51	1:32.463	12.405	21	1:36.707	1:02.094	27	1:32.183	13.000	33	1:34.753	51.576
60	1:31.968	19.761	78	1:36.996	1:03.139	25	1:32.888	15.057	36	1:36.184	1:06.060
46	1:34.537	29.005	23	1:37.566	1:08.282	12	1:33.315	15.293	48	1:36.090	1:06.281
3	1:34.811	33.882	15	1:39.550	1:23.620	16	1:32.337	16.900	77	1:35.813	1:08.835
96	1:34.330	34.027	73	1:39.421	1:23.678	51	1:32.108	16.991	21	1:36.446	1:20.979
33	1:33.663	36.806	<b>Lap 10</b>			23	2:19.626	1 lap	78	1:37.563	1:22.830
36	1:35.969	42.958	47	1:30.677		60	1:36.405	34.023			
48	1:36.204	43.238	14	1:30.617	.205	46	1:34.773	41.008			
77	1:36.243	47.159	1	1:31.114	4.811	3	1:34.488	46.675			
21	1:36.958	55.861	65	1:30.872	4.978	96	1:34.804	47.275			
78	1:36.841	56.617	17	1:32.116	8.798	33	1:34.657	47.465			
23	1:37.989	1:01.190	27	1:31.974	11.506	36	1:36.270	1:00.518			
15	1:39.379	1:14.544	12	1:32.405	12.667	48	1:36.328	1:00.833			
73	1:39.307	1:14.731	25	1:32.388	12.858	77	1:35.908	1:03.664			
<b>Lap 9</b>			16	1:32.089	15.252	21	1:37.341	1:15.175			
47	1:30.474		51	1:32.231	15.572	78	1:37.071	1:15.909			
			60	1:35.335	28.307						

\*\*\* Rider 48 (Paul DUTTON (NSW)) - 10 second penalty imposed by Clerk of Course for jumped start \*\*\*

The results are provisional until the end of the time limit for protests and appeals.

*Scott Laing*  
Chief Time Keeper - Scott Laing

*Tom Williams*  
Clerk of Course - Tom Williams



Computime Race Timing Systems Pty Ltd © 1996  
Licensed to Computime Race Timing Systems  
[www.computime.com.au](http://www.computime.com.au)

**COMPUTIME RACE TIMING SYSTEMS PTY LTD**  
9 Timber Lane, Glen Waverley, Vic 3150. Ph : 0418 17 13 17  
E-mail : [scott@computime.com.au](mailto:scott@computime.com.au)



2016



**YMF**  
YAMAHA MOTOR FINANCE

# AUSTRALIAN SUPERBIKE CHAMPIONSHIP

PRESENTED BY

**Sydney Motorsports Park**



**Round 3**  
**April 16 & 17**



**SUPERBIKE**  
**Race 1**

Started at: **12:33:23**  
Laps: **12**  
Starters: **26**  
Printed at: **12:57**

Date: **17/04/16**  
Event: **R09**  
Weather: **Fine & cloudy - 22.5C**  
Track: **Dry - Temp: 27.2C**

## PROVISIONAL LAP CHART

Grid	1	2	3	4	5	6	7	8	9	10	11	12
47	47	47	47	47	47	47	47	47	47	47	47	47
14	14	14	14	14	14	14	14	14	14	14	14	14
1	12	12	65	65	1	1	1	1	1	1	1	1
17	17	65	1	1	65	65	65	65	65	65	65	65
65	65	1	12	12	17	17	17	17	17	17	17	17
25	1	17	17	17	12	12	12	12	27	27	27	27
12	27	27	27	27	27	27	27	27	12	12	25	25
27	25	25	25	25	25	25	25	25	25	25	12	12
16	51	51	51	51	51	51	51	16	16	16	16	16
60	16	16	16	16	16	16	16	51	51	51	51	51
51	46	46	46	60	60	60	60	60	60	60	60	60
33	3	60	60	46	46	46	46	46	46	46	46	46
46	33	33	33	33	33	3	3	3	3	3	3	3
96	96	22	22	22	22	96	96	96	96	96	96	96
22	60	3	3	3	3	33	33	33	33	33	33	33
3	22	96	96	96	96	36	36	36	36	36	36	36
77	48	48	48	48	48	48	48	48	48	48	48	48
88	36	36	36	36	36	77	77	77	77	77	77	77
36	77	77	77	77	77	21	21	21	21	21	21	21
21	71	78	78	78	21	78	78	78	78	78	78	78
48	88	21	21	21	78	23	23	23	23	73	73	
23	78	23	23	23	23	15	15	15	15	15	15	
78	21	15	15	15	15	73	73	73	73	23		
71	15	73	73	73	73							
15	23											
73	73											

\*\*\* Rider 48 (Paul DUTTON (NSW)) - 10 second penalty imposed by Clerk of Course for jumped start \*\*\*

The results are provisional until the end of the time limit for protests and appeals.

Chief Time Keeper - Scott Laing

Clerk of Course - Tom Williams



Computime Race Timing Systems Pty Ltd © 1996

Licensed to Computime Race Timing Systems

[www.computime.com.au](http://www.computime.com.au)

**COMPUTIME RACE TIMING SYSTEMS PTY LTD**

9 Timber Lane, Glen Waverley, Vic 3150. Ph : 0418 17 13 17

E-mail : [scott@computime.com.au](mailto:scott@computime.com.au)

